

Note:

Materials:

- . Insulator: Black high temperature plastics U194 V-0
- . Plunger: Brass 0.125um Au over Ni
- . Barrel: Brass 0.125um Au over Ni
- . Spring: SUS Au

Mechanical:

- . Contact force: 50g±15g at 1.0mm working stroke
- . Full stroke: 1.4mm
- . Life test: 100,000 cycles

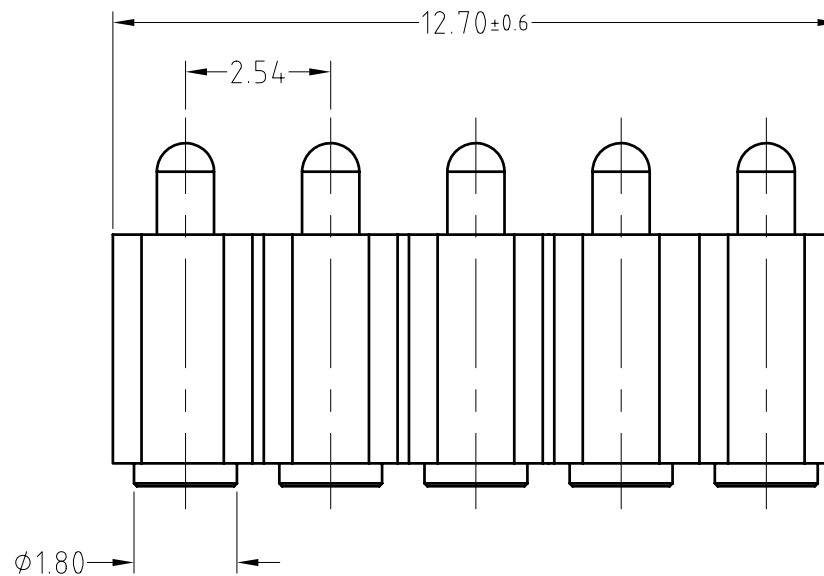
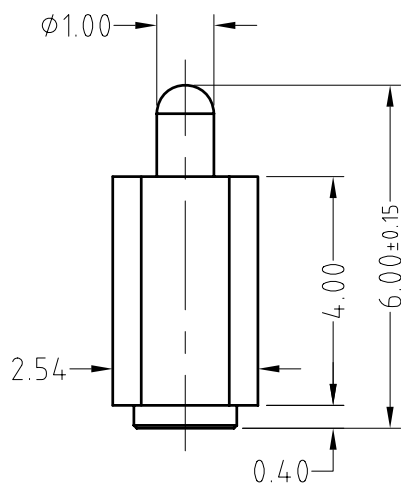
Electrical:

- . Rated current & voltage: DC12V; 3A Max.
- . Contact resistance: 50 milliohm Max.

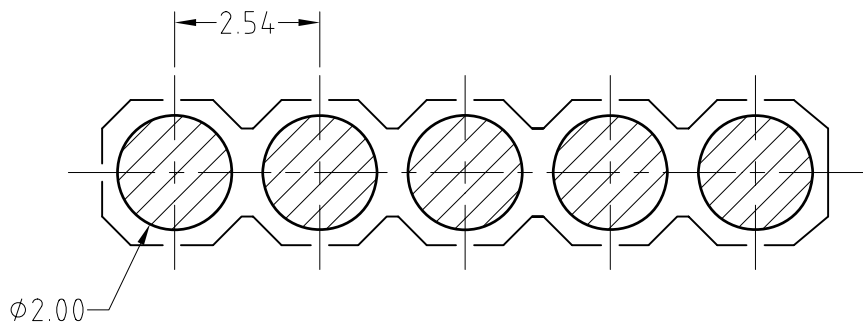
To ensure the best usage, please operate it based on the working height.
Based on the engineering drawings, shall not exceed the maximum allowed compression.



Approve Sign



BOM		
Part	NO.	Qty
Pogo pin	BF102411	5
Housing	H254-05E01	1



Recommended pcb layout
Layout tolerance: ±0.05mm

SCALE	10:1	UNIT:mm	THIS DOCUMENT IS THE SOLE PROPERTY OF CFE CORPORATION CO.,LTD., AND SHOULD NOT BE USED IN WHOLE OR IN PART WITHOUT PRIOR WRITTEN PERMISSION.
ANGEL	±2°	A4	
0~6	±0.10		SHEET: 1 of 1
6~30	±0.20	DRAW	
30~150	±0.30	CHECK	
GENERAL TOLERANCE UNLESS OTHERWISE NOTED		APPRO	



PART NO. BF102401-05254E0A

FILE NAME BF1024XX

TITLE. Pogo pin connector

ECN(DCN) NO.	REV	DATE	DESCRIPTION
	D0	2017.04.12	NEW