

Note:

Materials:

- .Insulator: Black high temperature plastics UL94 V-0
- .Plunger & Plug: Brass 20u" Au over Ni
- .Barrel: Brass 20u" Au over Ni
- .Spring: SUS Au

To ensure the best usage, please operate it based on the working height.
Based on the engineering drawings, shall not exceed the maximum allowed compression.

Mechanical:

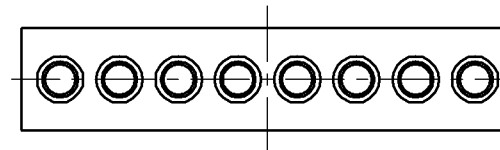
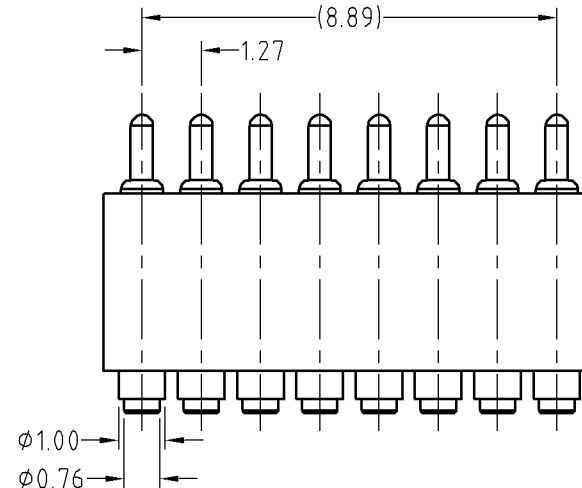
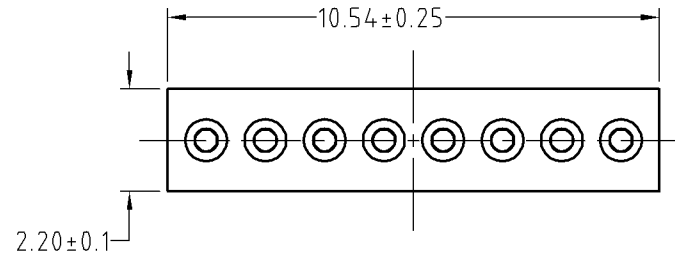
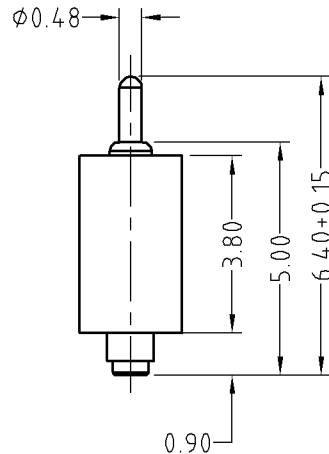
- .Contact force: 50g±20g at 0.7mm working stroke
- .Life test: 100,000 cycles

Electrical:

- .Rated current & voltage: DC 12V; 2A Max.
- .Contact resistance: 50 milliohm Max.



Approve Sign



SCALE	10:1	UNIT:mm	THIS DOCUMENT IS THE SOLE PROPERTY OF CFE CORPORATION CO.,LTD., AND SHOULD NOT BE USED IN WHOLE OR IN PART WITHOUT PRIOR WRITTEN PERMISSION.	
ANGEL	±1°	A4	SHEET: 1 of 1	
0~6	±0.05		PART NO.	BP11811-08127H0A
6~30	±0.10	DRAW	FILE NAME	BP11811
30~150	±0.15	CHECK	TITLE	Pogo pin connector
GENERAL TOLERANCE UNLESS OTHERWISE NOTED		APPRO		



ECN(DCN) NO.	D0	2013.05.30	NEW
REV	DATE	DESCRIPTION	