

1

2

3

4

Note:

Materials: To ensure the best usage, please operate it based on the working height.
 Based on the engineering drawings, shall not exceed the maximum allowed compression.

- Plunger: Brass 0.375um Au over Ni
- Barrel: Brass 0.25um Au over Ni
- Spring: SUS surface treatment

Mechanical:

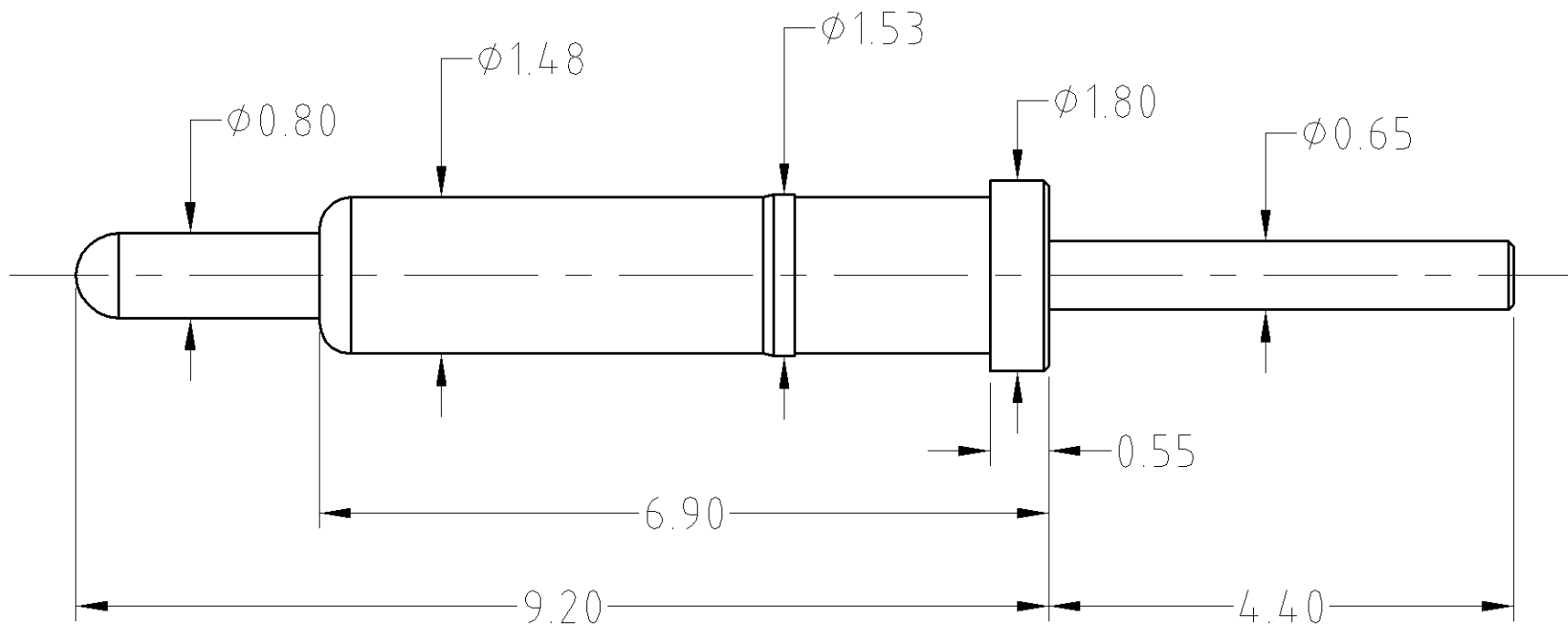
- Contact force: 70g±20% at 1.0mm working stroke
- Life test: 50,000 cycles



Electrical:

- Rated current & voltage: DC 12V, 1A
- Contact resistance: 50 milliohm Max.



Approve Sign



SCALE	10:1	UNIT:mm	THIS DOCUMENT IS THE SOLE PROPERTY OF CFE CORPORATION CO.,LTD., AND SHOULD NOT BE USED IN WHOLE OR IN PART WITHOUT PRIOR WRITTEN PERMISSION.	 东莞市川富电子有限公司 CFE CORPORATION CO.,LTD.
ANGEL	±1°	A4		
0-6	±0.05		SHEET: 1 of 1	
6-30	±0.10	DRAW		PART NO. BP26611
30-150	±0.15	CHECK		FILE NAME BP266XX
GENERAL TOLERANCE UNLESS OTHERWISE NOTED		APPRO		TITLE Pogo pin connector

_____	D0	2014.09.12	NEW
ECN(DCN) NO.	REV	DATE	DESCRIPTION