

Note:

Materials:

.Insulator: Black high temperature plastics U194 V-0

.Plunger: Brass 0.5um Au over Ni.

.Spring: SUS surface treatment

.Barrel: Brass 0.5um Au over Ni.

A Mechanical:

.Contact force: 15g±10g at 1.0mm working stroke

.Full stroke: 1.7mm

.Life test: 50,000 cycles

Electrical:

.Rated current & voltage: DC12V; 0.2A Max.

.Contact resistance: 50 milliohm Max.

.Cannot be used as the charging

Standard tolerances are:

.Diameters: +/-0.05mm

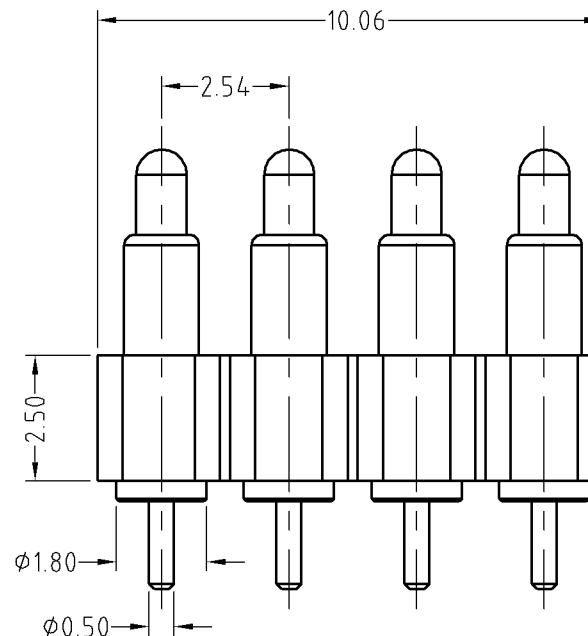
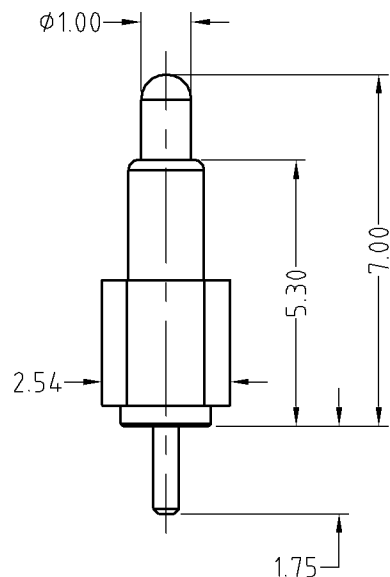
.Lengths: +/-0.15mm

.Angles: +/-2°

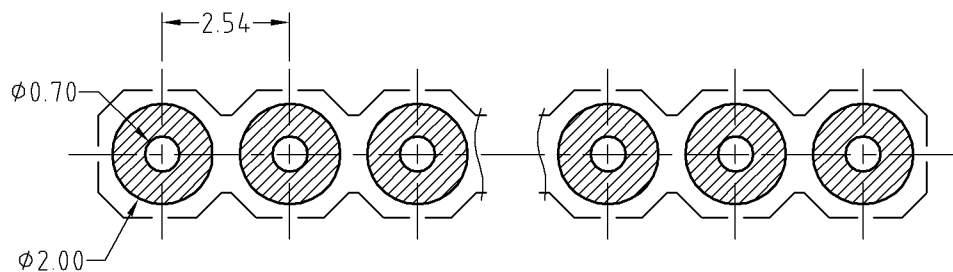
B



Approve Sign



C



Recommended pcb layout  
Layout tolerance: ±0.05mm

D

ECN(DCN) NO.	D0	2014.10.21	NEW
REV	DATE	DESCRIPTION	

SCALE	10:1	UNIT:mm	THIS DOCUMENT IS THE SOLE PROPERTY OF CFE CORPORATION CO.,LTD., AND SHOULD NOT BE USED IN WHOLE OR IN PART WITHOUT PRIOR WRITTEN PERMISSION.	东莞市川富电子有限公司 CFE CORPORATION CO.,LTD.	
ANGEL	±1°	A4			
0-6	±0.05		SHEET: 1 of 1	PART NO.	BP29311-04254100A
6-30	±0.10	DRAW		FILE NAME	BP293XX
30-150	±0.15	CHECK		TITLE	Pogo pin connector
GENERAL TOLERANCE UNLESS OTHERWISE NOTED	APPRO				