

Note:

Materials:

Insulator: Black high temperature plastics UI94 V-0

Plunger: Brass 5u" Au over Ni

Barrel: Brass 5u" Au over Ni

Spring: SUS surface treatment

Mechanical:

Contact force: 70g±20g at 1.0mm working stroke

Life test: 20,000 cycles

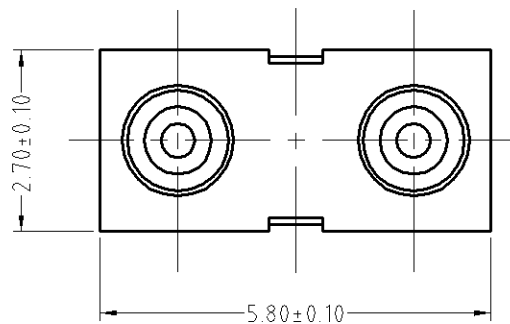
Electrical:

Rated current & voltage: DC 12V; 1A

Contact resistance: 50 milliohm Max.

To ensure the best usage, please operate it based on the working height.
Based on the engineering drawings, shall not exceed the maximum allowed compression.

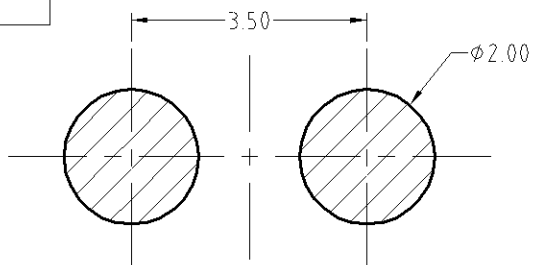
A



B

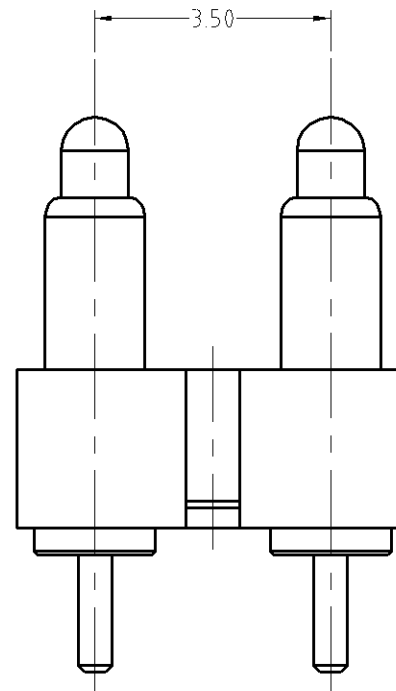
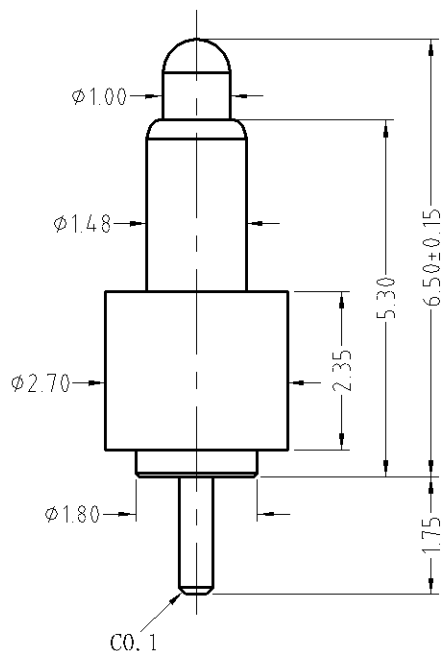


Approve Sign



Recommended pcb layout
layout tolerance: ±0.05mm

C



D

SCALE	10:1	UNIT:mm	THIS DOCUMENT IS THE SOLE PROPERTY OF CFE CORPORATION CO.,LTD., AND SHOULD NOT BE USED IN WHOLE OR IN PART WITHOUT PRIOR WRITTEN PERMISSION.	CFE 东莞市川富电子有限公司 CFE CORPORATION CO.,LTD.	
ANGEL	±1°	A4			
0~6	±0.05		SHEET: 1 of 1	PART NO.	BP43311-02350H0A
6~30	±0.10	DRAW		FILE NAME	BF433XX
30~150	±0.15	CHECK		TITLE	Pogo pin connector
GENERAL TOLERANCE UNLESS OTHERWISE NOTED		APPRO			

EC(NIDCN) NO.	D0	2015.05.15	NEW
REV	DATE	DESCRIPTION	