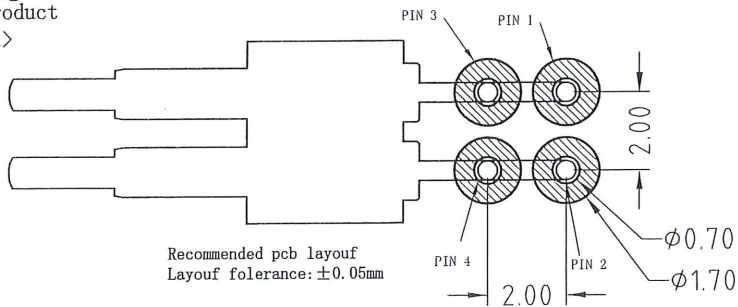
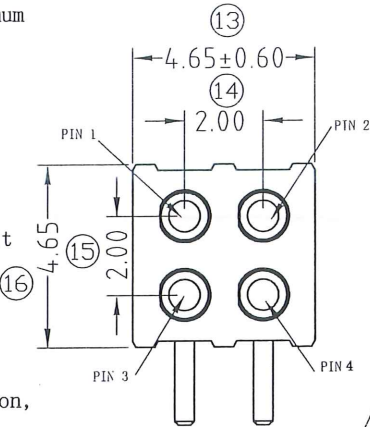


Mechanical performance: <机械性能>
 . Single pin Contact force: 70g±20g at 1.30mm working stroke
 <单针弹力: 70g±20g在1.30mm的工作行程>
 . Full stroke: 2.25mm
 <最大行程: 2.25mm>
 . Life test: 20,000 cycles
 <寿命: 20000次>

Electrical performance: <电气性能>
 . Rated voltage & current: DC 12V, 1A .
 <额定电压, 电流: DC 12V, 1A>
 . Single pin static impedance: 30 milliohm Max.
 <单pin静态阻抗: 30毫欧最大>
 . Insulation Resistance: After 500 VDC for 1 minute; 500M-ohm minimum
 <绝缘阻抗: AC或DC 500V持续一分钟后, 500兆欧最小>
 . When the current is more than 1A, then need to add the time delay circuit(3 second)
 <当电流大于1A时, 则需要增加延时电路(3秒)>

Environment performance: <环境性能>
 . Operating Temp: -40 to +105°C
 <工作温度: -40 to +105°C>
 . Once open the pack, please use it within one week or repackage it
 <打开密封后, 请在一周内使用或重新包装>
 . Resistance to Solder heat: 260°C±5° 20s±2s
 <耐焊锡性: 260°C±5° 20s±2s>
 . Salt spray test: 5% salt solution, no rust for 48 hours
 <盐雾测试: 5%盐溶液, 48小时无锈蚀>
 . ★"Marked is Critical dimension," (cpk) Marked is cpk dimension, they must be checked by QC.
 <标示 "★"是重点尺寸, 标示 "(cpk)"是cpk尺寸, 它们必须被QC检查。>

First Part Inspections are marked by ball marker "⊗"
 用球标标示的是首件尺寸 "⊗"
 . RoHS, HF, TSCA compliant product
 <符合RoHS, HF, TSCA产品要求>



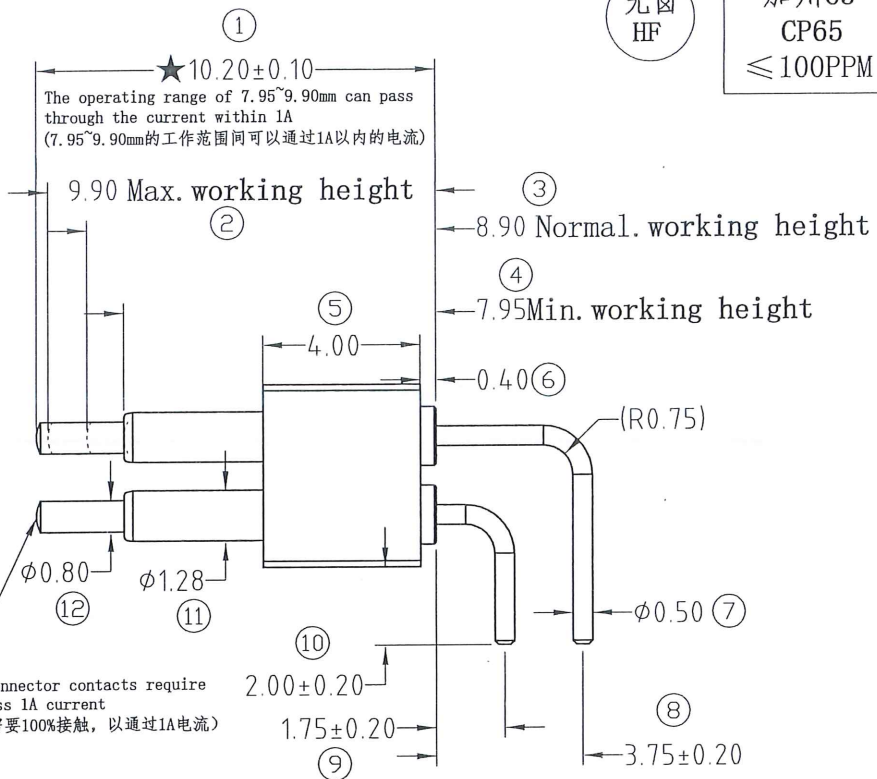
东莞市川富电子有限公司
 2021-10-29
 文件受控章

To ensure the best usage, please operate it based on the working height.
 为确保最佳使用, 请根据工作高度进行操作。
 Based on the engineering drawings, shall not exceed the maximum allowed compression
 根据工程图纸, 不应超过允许的最大压缩量。

Approved Signature

加州65
 CP65
 ≤ 100PPM

无卤
 HF



Male and female connector contacts require 100% contact to pass 1A current
 (公母连接器对接点需要100%接触, 以通过1A电流)

3	Pogopin-A Lead-free Brass C6801 plating 0.125um Au <弹簧针 无铅黄铜C6801 电镀金0.125um>	BP285001-F	2PCS
2	Pogopin-B Lead-free Brass C6801 plating 0.125um Au <弹簧针 无铅黄铜C6801 电镀金0.125um>	BP285002-F	2PCS
1	Housing: Black HTN UL94 V-0 <主体: 黑色 HTN UL94 V-0>	H200-04L01	1PC
序号 <NO.>	规格 <Specification>	料号 <P/N>	用量 <Usage>

SCALE	NA	UNIT: mm	THIS DOCUMENT IS THE SOLE PROPERTY OF CFE CORPORATION CO., LTD., AND SHOULD NOT BE USED IN WHOLE OR IN PART WITHOUT PRIOR WRITTEN PERMISSION.	
ANGLE	±2°	A4	CFE® 弹簧针磁吸连接器解决方案商 Pogo Pin Magnetic Connector Solutions	
0~6	±0.10	⊕	SHEET: 1 of 1	
>6~30	±0.20	DRAW	PART NO.	BP285003-04200LOF
>30	±0.30	CHECK	FILE NAME	BP2850XX
GENERAL TOLERANCE UNLESS OTHERWISE NOTED		APPRO	TITLE.	Lead-free Pogo Pin Male Connector 无铅弹簧针连接器公座

A

B

C

D

A0	2021.10.28	New Release新发行
REV	DATE日期	DESCRIPTION 描述