

Note:

Materials:

- Insulator: Black high temperature plastics U194 V-0
- Plunger: Brass 0.125um Au over Ni
- Barrel: Brass 0.075um Au over Ni
- Spring: SUS 304 surface treatment

Mechanical:

- Contact force: 90g±20g at 1.0mm working stroke
- Max. stroke: 1.40mm
- Life test: 30,000 cycles

Electrical:

- Rated current & voltage: DC 12V; 1A
- Contact resistance: 50 milliohm Max.

Cannot be used as the charging

To ensure the best usage, please operate it based on the working height.  
Based on the engineering drawings, shall not exceed the maximum allowed compression.

A

B

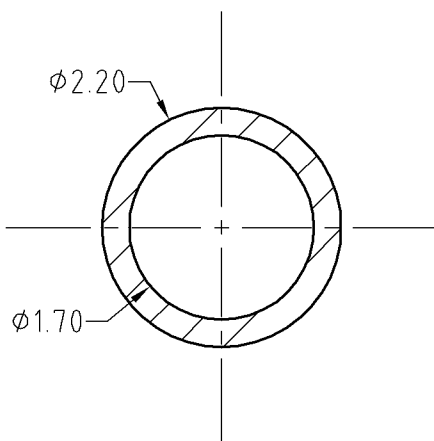
C

D

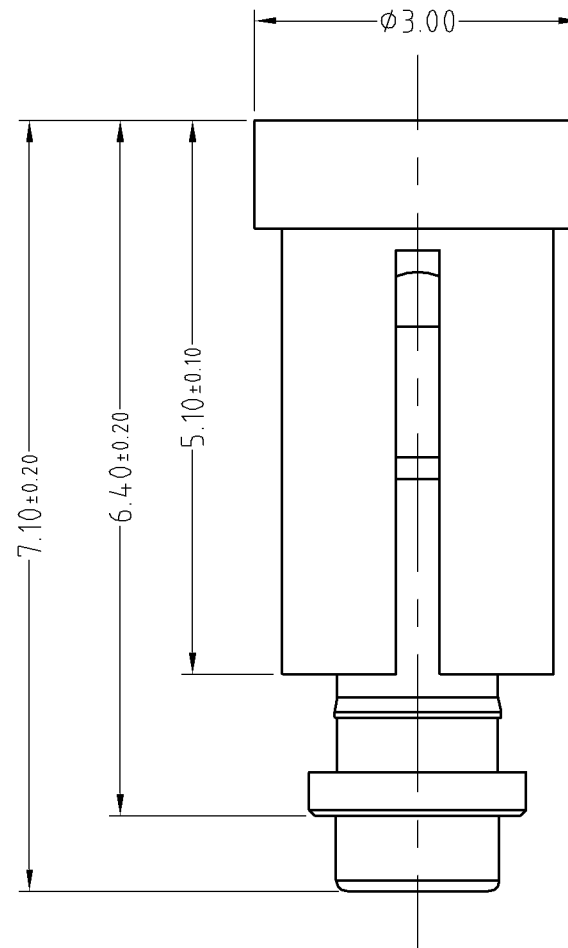
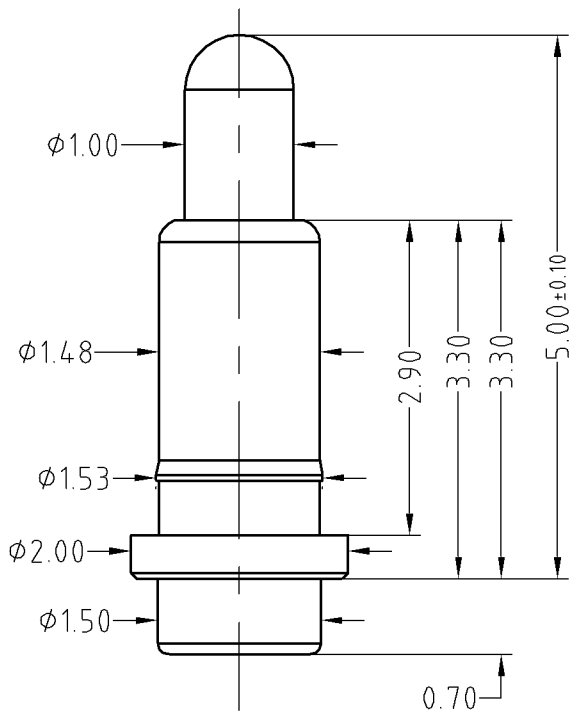


Approval Sign

BOM		
Part	NO.	Qty
Pogo pin	BP44011	1
Cap	01000-C02	1



Recommended pcb layout  
layout tolerance: ±0.05mm



ECN(DCN) NO.	REV	DATE	DESCRIPTION
	A0	2015.05.27	NEW

SCALE	10:1	UNIT:mm	THIS DOCUMENT IS THE SOLE PROPERTY OF CFE CORPORATION CO.,LTD., AND SHOULD NOT BE USED IN WHOLE OR IN PART WITHOUT PRIOR WRITTEN PERMISSION.	
ANGEL	±1°	A4	SHEET: 1 of 1	
0-6	±0.05			
6-30	±0.10	DRAW	PART NO.	BP44011-0100001A
30-150	±0.15	CHECK	FILE NAME	BP440XX
GENERAL TOLERANCE UNLESS OTHERWISE NOTED		APPRO	TITLE	Pogo pin Connector

