

Note:

Materials:

.Insulator: Black high temperature plastics UL94 V-0

.Plunger: Brass Au 0.25um over Ni.

.Spring: SUS surface treatment

.Barrel: Brass Au 0.125um over Ni.

Mechanical:

.Contact force: 90g±20g at 1.0mm working stroke

.Full stroke: 1.40mm

.Life test: 20,000 cycles

Electrical:

.Rated current & voltage: DC12V;

.Contact resistance: 50 milliohm Max.

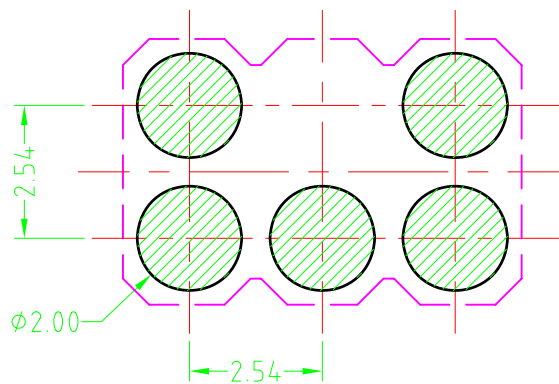
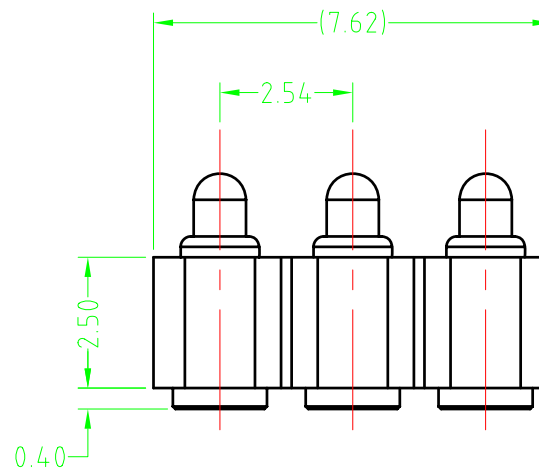
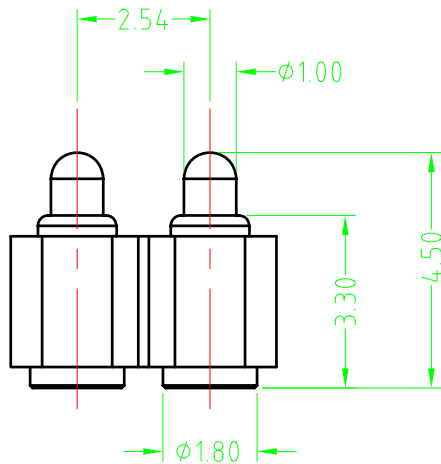
Standard tolerances are:

.Diameters: +/-0.05mm

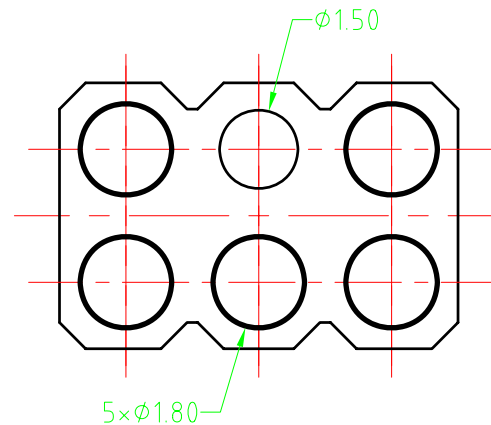
.Lengths: +/-0.15mm

.Angles: +/-2°



. Cannot be used as the charging



Recommended pcb layout  
Layout tolerance: ±0.05mm



BOM		
Part	NO.	Qty
Pogo Pin	MF100-1112	5
housing	H254-06B01	1

SCALE	10:1	UNIT:mm	THIS DOCUMENT IS THE SOLE PROPERTY OF CFE CORPORATION CO.,LTD., AND SHOULD NOT BE USED IN WHOLE OR IN PART WITHOUT PRIOR WRITTEN PERMISSION.	SHEET: 1 of 1	 <b>东莞市川富电子有限公司</b> <b>CFE CORPORATION CO.,LTD.</b>	
ANGEL	±1°	A4				
0~6	±0.05				PART NO.	BF45411-05254B0A
6~30	±0.10	DRAW			FILE NAME	BF454XX
30~120	±0.15	CHECK			TITLE.	Pogo pin connector
GENERAL TOLERANCE UNLESS OTHERWISE NOTED		APPRO				

_____	D0	2015.06.15	NEW
ECN(DCN) NO.	REV	DATE	DESCRIPTION